


Whistle & Ivy

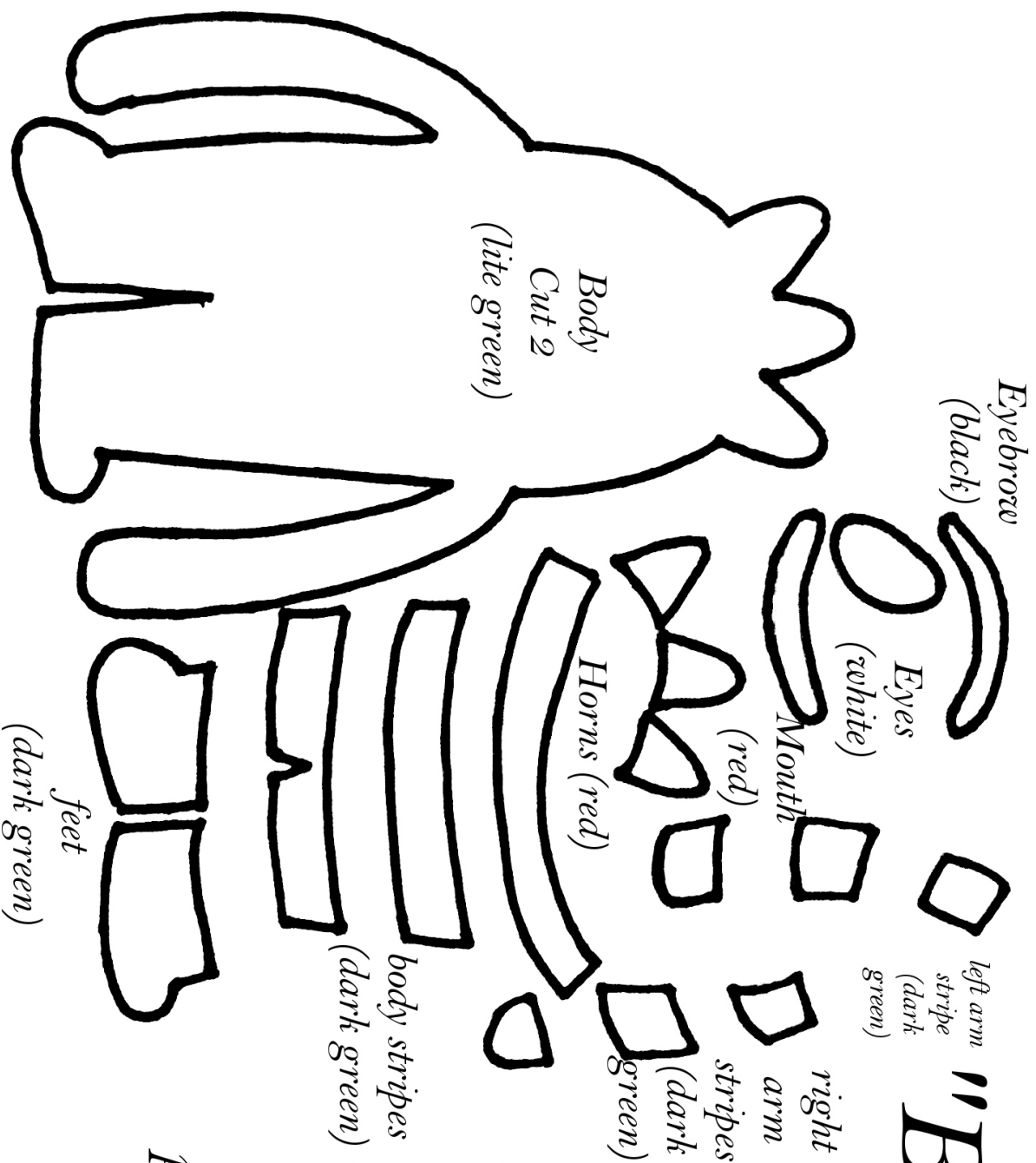
# "Plex"



Sew all peices to the top body peice before sewing to the bottom peice. Cut 2 small black circles for pupils. You can also cut a yellow square for his chest compartment


Whistle & Ivy

# "Brobee"



Cut 2 of the body, 2 of the eyes, and one of each of the rest of the pattern pieces. Sew face and stripe pattern pieces to the top body piece before sewing the top body to the back body.

Whistle & Ivy



# "Foofa"

Cut 2 of the body and one of each of the other pattern peices, except the eyes(cut 2). Embroider a line for the two arms and eye lashes. Sew all pattern peices to the top body before sewing two body pieces together.

*Whistle & Toy*

